DIE GRINDER PRODUCTS GUIDE

The basics you need to know to help select the right product for your Metal Fabrication needs. Get your job done faster, safer, and better.



END BRUSHES
Best for recessed areas & corners



CONFLEX BRUSHES
Best for cleaning IDs, threads, and recessed areas



BOBCAT MINI DISCS
For grinding hard-to-reach areas



BLENDING DISCS
For a wide range of light fabrication, repair and maintenance applications



SURFACE CONDITIONING DISCS
For light deburring, cleaning, stain removal and producing satin finishes on stainless and aluminum.



CUTTING & GRINDING WHEELS
Best for cutting sheet metal, tubes, profiles and small cross-section rods



FLAP WHEELS
For cleaning, finishing, deburring, blending and prepping IDs and surfaces.



APPLICATION

LEAST AGGRESSIVE — MOST AGGRESSIVE



- Crimped Wire Brushes
- Knot Wire Brushes
- Encapsulated Brushes
- Cutting Wheels
- Snagging Wheels
- BobCat Mini Discs
- Flap Wheels
- Surface Conditioning Discs
- Blending Discs



CUTTING WHEEL .035"	CUTTING WHEEL 1/16"	CUTTING WHEEL 1/8"	SNAGGING WHEEL 1/4"	BLENDING DISC 36 GRIT	SURFACE CONDITIONING DISC - MEDIUM	SNAGGING WHEEL 1/4"

When selecting a wheel, always choose the thinnest wheel that will perform the cut while maintaining desired product life.

Choosing the right grit is important to achieving the desired finish.

WEILER®

DIE GRINDER PRODUCTS GUIDE

TOOLS

INLINE GRINDER

- Snagging and grinding
- Internal cleaning / modification
- Longer reach



RIGHT ANGLE GRINDER

- Detail and precision cutting, grinding
- Blending and polishing
- Requires more clearance for tool
- Better control



POWER

PNEUMATIC

- Higher power-to-weight ratio
- Reduced operator fatigue
- Run cooler
- Compressed air is cleaner
- Reduced fire/shock hazard
- Low maintenance
- Fewer moving parts
- Simpler designs
- Higher up- front cost
- Requires constant air pressure

ELECTRIC

- New technology offering increased power
- Lower overall investment
- Does not require additional power source
- Increased versatility
- Battery power / cordless optional
- Freedom of movement (cordless)
- Traditionally heavier, but coming down in weight

WIRE SIZE

To maximize brush life and reduce costs, always use the finest wire that will get the job done without excessive applied pressure or engagement with the brush.

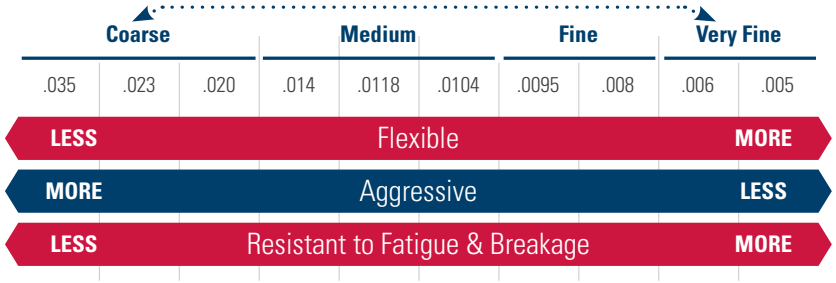

GRIT SIZE

Selecting the right grit for your application can increase wheel effectiveness and user productivity.

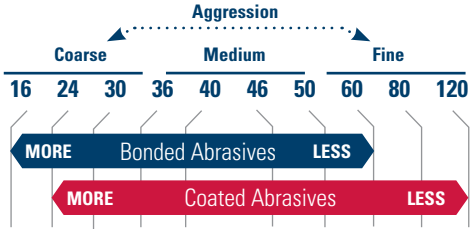

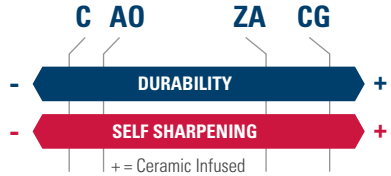

MOUNTING

ARBOR HOLES

1/4", 1/2", 3/8" & 5/8" arbors require mandrel



MANDRELS FOR WIRE WHEELS

For Small Diameter Wire Wheels



When inquiring about mandrels ask for it by arbor size, not shank size.







Mount Brushes Safely: When clamping a stem-mounted accessory, it is important to clamp as much of the stem (shank) as possible. However, the base of the accessory should not be mounted flush to the collet. Always allow a slight gap between the base of the accessory and the collet (approximately 1/8").

MOUNTING

1/4" & 3/8" ARBOR HOLES

1/4" & 3/8" arbors require mandrel



MANDRELS FOR ABRASIVE PRODUCTS

For Small Diameter Cutting & Snagging Wheels



When inquiring about mandrels ask for it by arbor size, not shank size.

For Blending Discs, Surface Conditioning Discs & BobCat Mini Discs



PROFILES

Type 1 (Flat Profile)



Type 27 (Depressed Center or Raised Hub)



Wheel (Flat Profile)



Cup



Bevel / Concave



WC2032 / 92125BP / ©2021 Weiler Abrasives Group. All Rights Reserved.