

SPECIAL TUBE BRUSH SPECIFICATION SHEET: Special tube brushes are not returnable, as they are manufactured to order.

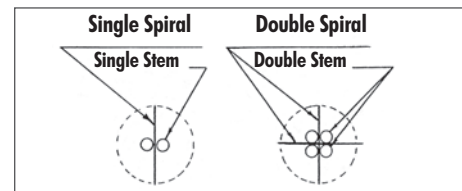

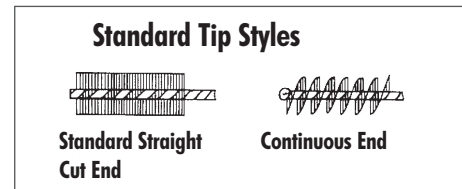
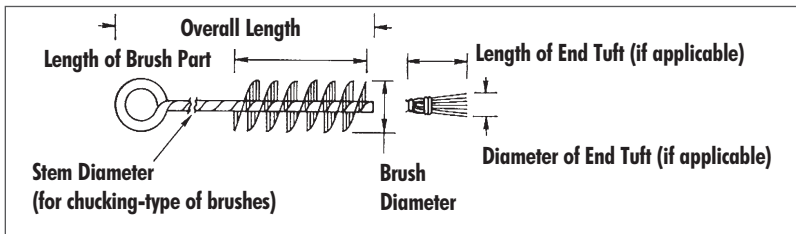
(Use the illustration below as a guide)

1. Brush diameter _____
2. Length of brush part _____
3. Overall brush length _____
4. Special stem diameter (if required) _____
5. Stem material:
Galvanized Steel Stainless Other
6. Application _____

7. Brush fill material:
Steel wire Stainless wire
Nylon Abrasive Filament (Nylox®)
Brass wire Other
8. Fill Material _____
9. Special tip style (if required) _____
10. Single stem Double stem
11. Order Quantity _____

Name: _____
 Company Name: _____
 Address: _____
 Phone: (____) _____
 Fax: (____) _____
 E-mail: _____

End-User Name: _____
 City: _____
 State: _____ Zip: _____



FOR ADDITIONAL INFORMATION CALL:

To discuss specific requirements with a specialist call: 800-835.9999

FAX SPECIFICATION SHEET TO:

Customer Service
 Fax: 800-635-3615

SUBMIT COMPLETED PDF FORM TO:

Customer Service
orders@weilerabrasives.com